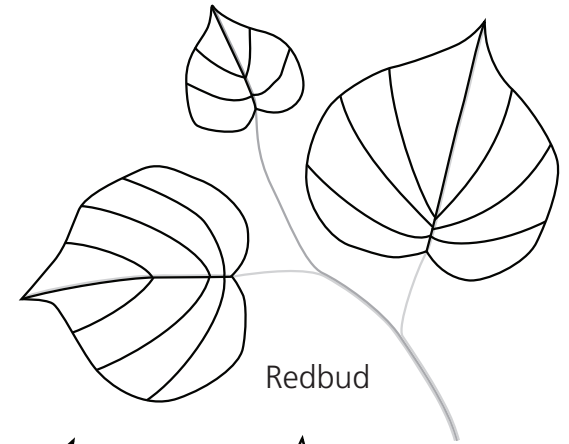


# Stained Glass News *project pattern #114*


**Leaves** by Clara Burris




You should enlarge these patterns to whatever size you like. These leaves are comprised of numerous small leaflets that are attached to a central wire stem. To make them stronger, you should apply a reinforcing wire around the outer edge of the leaflets after they have been soldered on the front and back. Your supplier can give you instruction if you are unfamiliar with this process. You can use wire to make the stems (indicated by light gray on the pattern), or even a hinge rod for added stability.



Redbud



Durmast Oak



Sumac

Want to see more from Stained Glass News? Check out [www.StainedGlassNews.com/subscribe](http://www.StainedGlassNews.com/subscribe)