

Stained Glass News

project pattern #76

Interlocking Star

Materials

increase all quantities
if you enlarge pattern

A,B) 1/2 sq. ft. each (light colors)

C,D) 1/2 sq. ft. each (medium colors)

E,F) 1/4 sq. ft. each (dark colors)

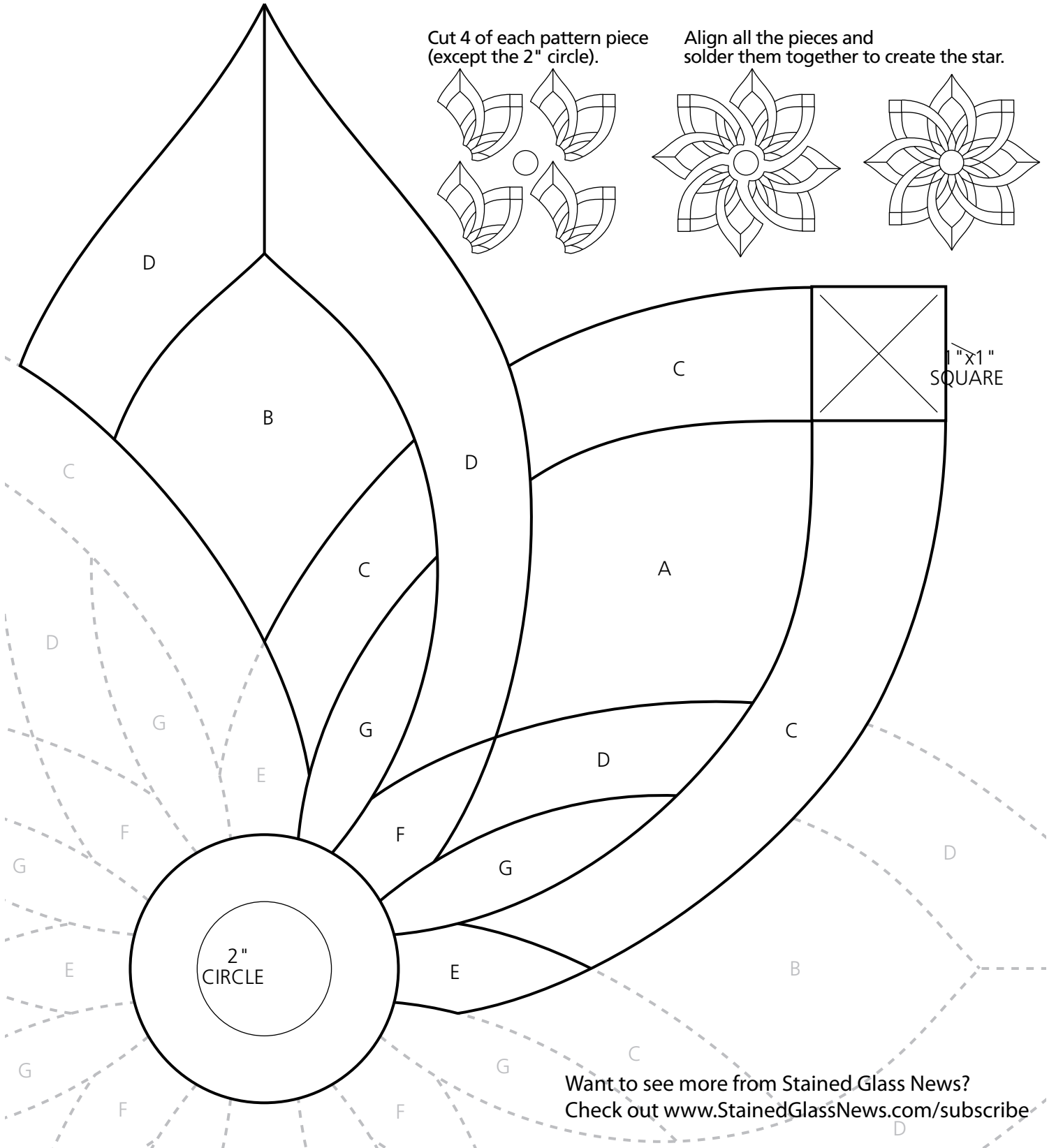



G) 1/4 sq. ft. (clear texture)

Four 1"x1" square bevels

One 2" circle bevel

Cut 4 of each pattern piece
(except the 2" circle).

Align all the pieces and
solder them together to create the star.



Want to see more from Stained Glass News?
Check out www.StainedGlassNews.com/subscribe