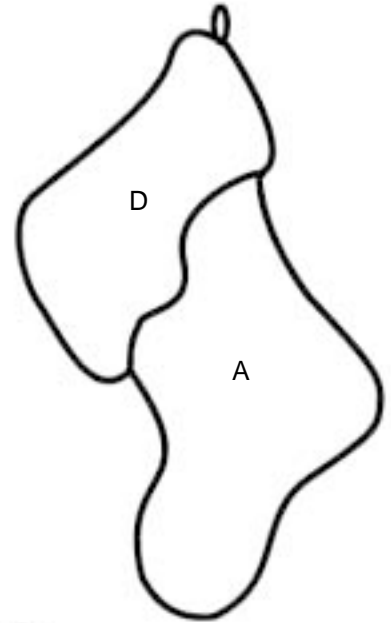
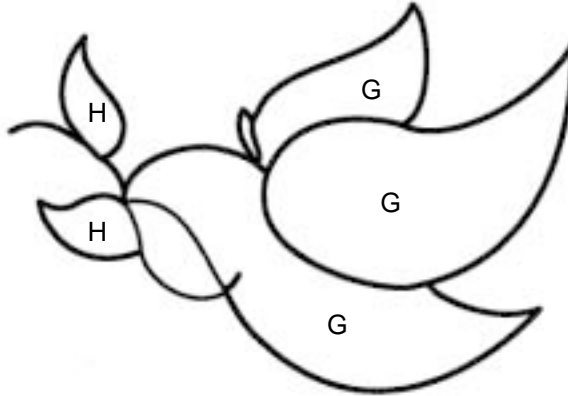




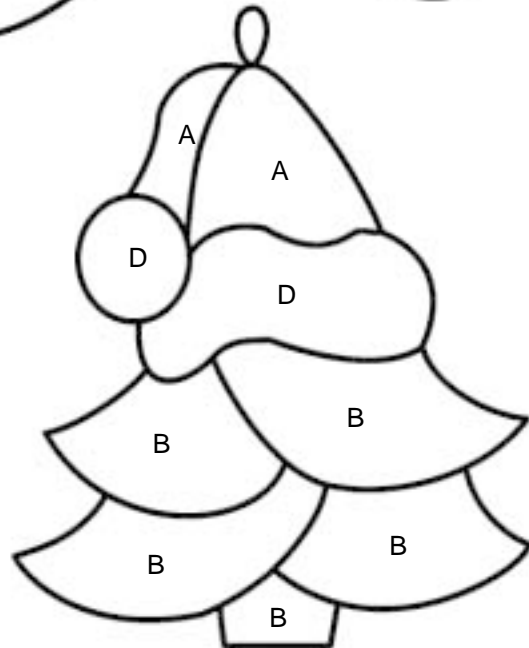
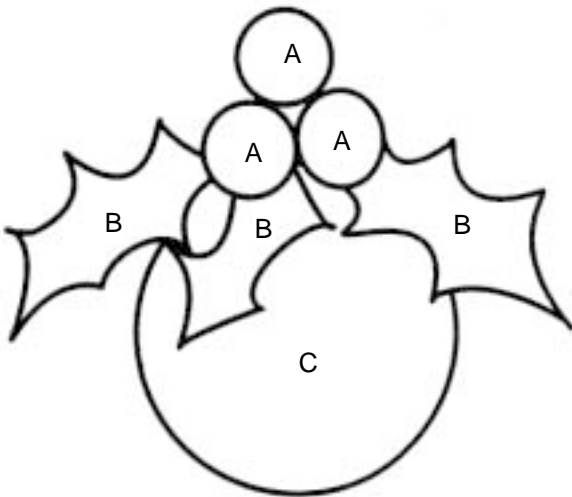
**Spectrum  
Glass**

**SilverCoats™**

# *Holiday Pattern Set*



Note: Make holly cluster first then tack-solder onto circle.



## **Spectrum Glass Color Suggestions**

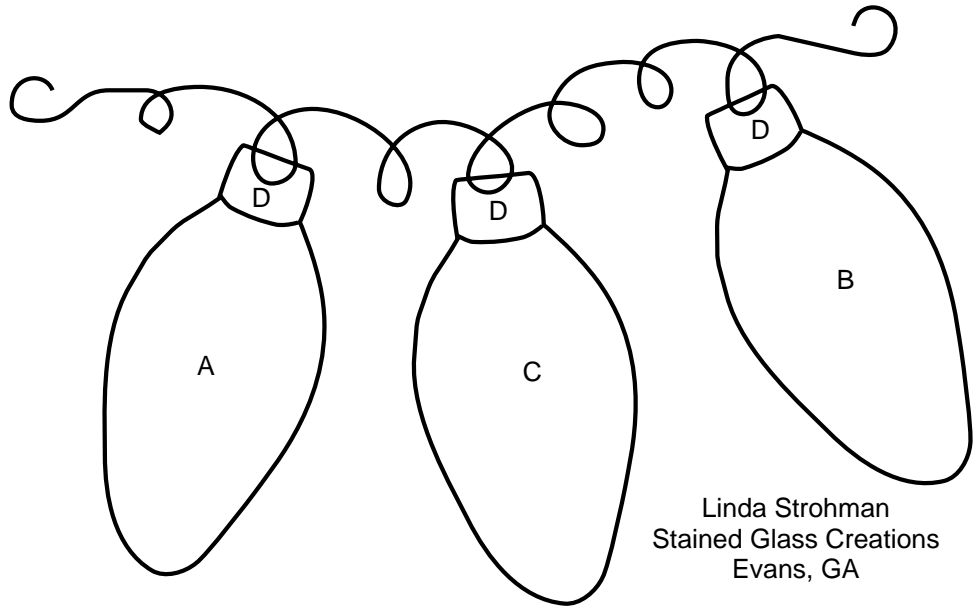
- |    |           |               |
|----|-----------|---------------|
| A. | SC/151W   | CandyApple    |
| B. | SC/121    | Emerald-Ice   |
| C. | SC/110.2W | GoldWater     |
| D. | SC/100W   | QuickSilver   |
| E. | SC/100K   | SilverKrinkle |
| F. | SC/543-2W | UltraViolet   |
| G. | SC/130.8W | BlueMoon      |
| H. | SC/528-1W | TreeFoil      |
| I. | SC/100QR  | SilverReed    |

*Deverie Wood  
Light in Glass Publishing  
Snohomish, WA  
From the book "Christmas Tree Favorites"*



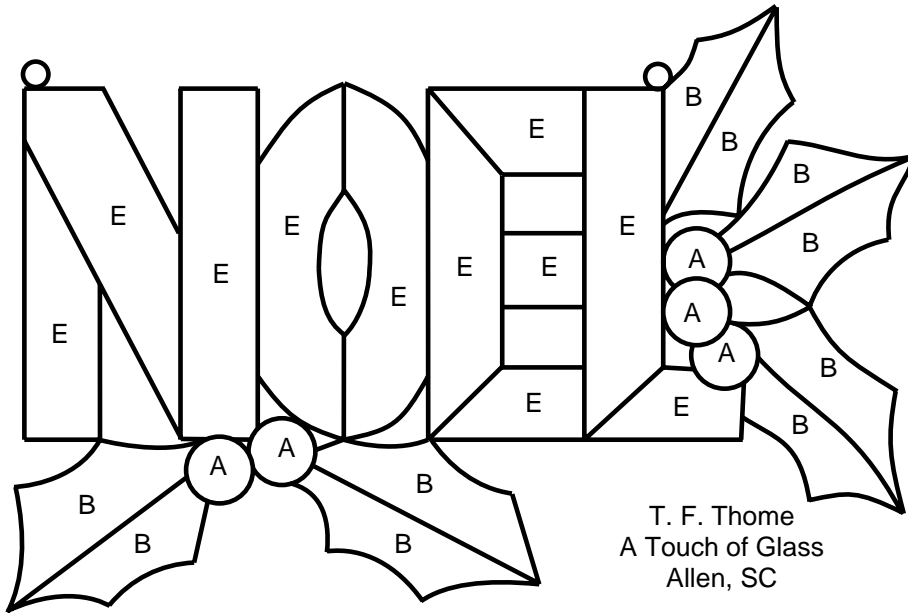
**Spectrum  
Glass**

**SilverCoats™**



Linda Strohman  
Stained Glass Creations  
Evans, GA

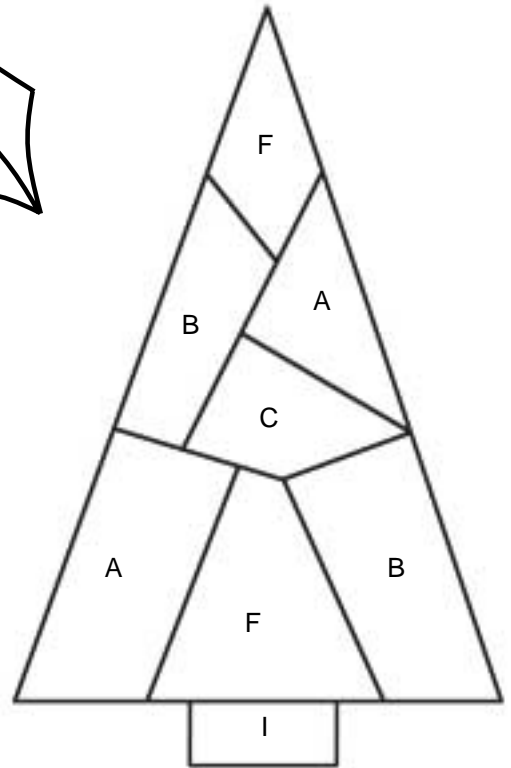
Note: Copper wire is used to connect bulbs. (Tack-solder onto each.)



T. F. Thome  
A Touch of Glass  
Allen, SC

### Spectrum Glass Color Suggestions

- |              |               |
|--------------|---------------|
| A. SC/151W   | CandyApple    |
| B. SC/121    | Emerald-Ice   |
| C. SC/110.2W | GoldWater     |
| D. SC/100W   | QuickSilver   |
| E. SC/100K   | SilverKrinkle |
| F. SC/543-2W | UltraViolet   |
| G. SC/130.8W | BlueMoon      |
| H. SC/528-1W | TreeFoil      |
| I. SC/100QR  | SilverReed    |



Gene Schultz  
The Glassman  
Richmond, IN